ECC0438

FITTING INSTRUCTIONS FOR ECC0438 RHS ENGINE CASE COVER



THIS KIT CONTAINS THE ITEMS PICTURED AND LABELLED OVER PAGE.

SOME PARTS MAY BE SHOWN FOR CLARITY OF INSTRUCTIONS ONLY.

DO NOT PROCEED UNTIL YOU ARE SURE ALL PARTS ARE PRESENT.

PLEASE READ ALL INSTRUCTIONS BEFORE PROCEEDING.

IF IN ANY DOUBT WHEN FITTING OUR PRODUCTS, CONSULT ONE OF OUR DEALERS OR HAVE FITTED BY A QUALIFIED TECHNICIAN.

PLEASE NOTE THAT THE WAY THE KIT IS PACKED DOES NOT NECESSARILY REPRESENT THE WAY OF MOUNTING TO THE BIKE.

IN THE EVENT OF RUBBER WASHERS BEING USED TO HOLD COMPONENTS ONTO BOLTS, THESE RUBBER WASHERS CAN BE THROWN AWAY.

Racing Technique Ltd t/A R&G
Unit 1, Shelleys Lane, East Worldham, Alton, Hampshire, GU 34 3AQ
Tel: +44 (0)1420 89007 www.rg-racing.com Email: infor@rg-racing.com

ECC0438

TOOLS REQUIRED	**GENERAL TORQUE SETTINGS**
• Set of Metric Allen keys • Suitable Torque Wrench	M4 BOLT = 8Nm M5 BOLT = 12Nm M6 BOLT = 15Nm M8 BOLT = 20Nm M10 BOLT = 40Nm M12 BOLT = 40Nm

LEGEND

ITEM NO.	DESCRIPTION	QTY
ITEM 1	R&G ENGINE CASE COVER (PC0438R) WITH SPACERS FITTED	1
ITEM 2	M6 x 40mm CAP HEAD BOLTS	5
ITEM 3	PUSH IN SPACER (7mm)	1

FITTING PICTURES



Picture 1

Racing Technique Ltd t/A R&G
Unit 1, Shelleys Lane, East Worldham, Alton, Hampshire, GU 34 3AQ
Tel: +44 (0)1420 89007 www.rg-racing.com Email: infor@rg-racing.com

ECC0438

FITTING INSTRUCTIONS

- Please make sure the engine is cold before proceeding with the fitting of the R&G cover.
- To fit the R&G engine case cover remove the 5x M6 engine case bolts in the positions circled in **Picture 1**. Hold the cover loosely over the case to help identify the correct ones. DO NOT REMOVE ALL OF THE CASE BOLTS.
- NOTE – for Tenere models with the OEM plastic guard in place, this will need to be removed and the 30mm button head bolt & M6 washer will need to be installed in the location circled in **RED** in the Fitting Picture.
- Insert the 7mm spacer (**Item 3**) into the hole circled in **ORANGE** in the fitting picture.
- Offer up the R&G cover to the engine and carefully fit it over the casing. Ensure that the 5 R&G bolts are lined up with the holes in the engine casing, then push on as far as it will go.
- Fit the bolts through the Engine Case Cover and into the engine case.
- With a 5mm Allen key tighten the bolts equally so that they pull the cover into place. DO NOT FULLY TIGHTEN.
- Finally use a torque wrench set at 10 N/m (7 Lb/ft) to fully tighten.
- It is suggested that you check the tightness of the mounting bolts on a regular basis i.e., when cleaning or once a month.
- R&G will accept no liability if the above procedure and torque settings are not followed.

ISSUE 2 - 18/08/2026 (MH)

CONSUMER NOTICE

The catalogue description and any exhibition of samples are only broad indications of the Products and R&G may make design changes which do not diminish their performance or visual appeal and supplying them in such state shall conform to the order. The Buyer acknowledges no representation or warranty (other than as to title) has been given or will apply to the Products other than those in R&G's order or confirmation and the Buyer confirms it has chosen the Products as being of merchantable quality and suitable for its particular purposes. Where R&G fits the Products or undertakes other services it shall exercise reasonable skill and care and rectify any fault free of charge unless the workmanship has been disturbed. The Buyer is responsible for ensuring that the warranty on the motorcycle is not affected by the fitting of the Products. On return of any defective Products R&G shall at its option either supply a replacement or refund the purchase money but shall not be liable if the Products have been modified or used or maintained otherwise than in accordance with R&G's or manufacturer's instructions and good engineering practice or if the defect arises from accident or neglect. Other than identified above and subject to R&G not limiting its liability for causing death and personal injury, it shall not be liable for indirect or consequential loss and otherwise its liability shall be limited to the amounts paid by the Buyer for the Products or the fitting or service concerned. These terms do not affect the Buyer's statutory rights.

R&G RETURNS POLICY (NON-FAULTY GOODS)

Returns must be pre-authorised (if not pre-authorised the return will be rejected). Goods may only be returned direct to us if they were purchased direct from us (customer must prove if necessary). Otherwise to be returned to original vendor. Goods must be in re-sellable condition, in the opinion of R&G. All returns are subject to a 25% restocking and handling fee (25% of the gross value exc. P&P – at the prevailing price at time of purchase). The customer must pay any and all carriage charges. No returns of discontinued products, unless within 14 days of purchase. This policy does not affect your statutory rights and does not refer to faulty goods.

Racing Technique Ltd t/A R&G
Unit 1, Shelleys Lane, East Worldham, Alton, Hampshire, GU 34 3AQ
Tel: +44 (0)1420 89007 www.rg-racing.com Email: infor@rg-racing.com

ECC0438

NOTICE DE MONTAGE POUR ECC0438 COUVERCLE DE CARTER MOTEUR CÔTÉ DROIT



CE KIT CONTIENT LES ARTICLES ILLUSTRES ET ETIQUETES SUR LA PAGE.
CERTAINES PARTIES PEUVENT ETRE PRESENTES UNIQUEMENT POUR LA CLARTE DES INSTRUCTIONS.

NE PAS PROCEDER AU MONTAGE TANT QUE VOUS N'ETES PAS SUR QUE TOUTES LES PIECES SOIENT PRESENTES.

VEUILLEZ LIRE TOUTES LES INSTRUCTIONS AVANT DE CONTINUER.

EN CAS DE DOUTE LORS DU MONTAGE DE NOS PRODUITS, CONSULTEZ UN DE NOS REVENDEURS OU FAITES APPEL A UN TECHNICIEN QUALIFIÉ.

VEUILLEZ NOTER QUE LA FAÇON DONT LE KIT EST EMBALLE NE REPRESENTE PAS NECESSAIREMENT LA MANIERE DE LE MONTER SUR LA MOTO.

SI DES RONDELLES EN CAOUTCHOUC SONT UTILISEES POUR MAINTENIR LES COMPOSANTS SUR LES BOULONS, ELLES PEUVENT ETRE JETEES.

Racing Technique Ltd t/A R&G
Unit 1, Shelleys Lane, East Worldham, Alton, Hampshire, GU 34 3AQ
Tel: +44 (0)1420 89007 www.rg-racing.com Email: infor@rg-racing.com

ECC0438

OUTILS REQUIS	VALEURS DE SERRAGE
• Clés Allen • Clé dynamométrique	M4 BOULON = 8Nm M5 BOULON = 12Nm M6 BOULON = 15Nm M8 BOULON = 20Nm M10 BOULON = 40Nm M12 BOULON = 40Nm

LÉGENDE

ARTICLE NO.	DESCRIPTION	QTÉ
ARTICLE 1	PROTECTION R&G AVEC ENTRETOISES MONTÉES (PC0438R)	1
ARTICLE 2	M6 x 40mm BOULONS	5
ARTICLE 3	ENTRETOISE À POUSSER (7mm)	1

PHOTOS DE MONTAGE



Photo 1

ECC0438

NOTICE DE MONTAGE

- Veuillez vous assurer que le moteur soit froid avant de procéder à la pose de la protection R&G.
- Pour installer la protection moteur R&G, retirez les 5 vis M6 du carter moteur aux emplacements entourés sur la photo 1. Maintenez le couvercle légèrement en place sur le carter pour repérer les boulons appropriées. NE RETIREZ PAS TOUS LES BOULONS DU CARTER.
- **REMARQUE** : Pour les modèles Ténéré équipés de la protection plastique d'origine, celle-ci doit être retirée et la vis à tête bombée de 30 mm avec la rondelle M6 doit être installée à l'emplacement entouré en **ROUGE** sur la photo de montage.
- Insérez l'entretoise de 7 mm (article 3) dans le trou entouré en **ORANGE** sur la photo de montage.
- Positionnez le couvercle R&G sur le moteur et ajustez-le soigneusement sur le carter. Assurez-vous que les 5 boulons R&G soient alignés avec les trous du carter moteur, puis poussez-le à fond.
- Insérez les boulons à travers le couvercle du carter moteur et dans le carter.
- À l'aide d'une clé Allen de 5 mm, serrez les boulons uniformément pour mettre le couvercle en place. NE SERREZ PAS À FOND.
- Enfin, utilisez une clé dynamométrique réglée à 10 N/m (7 lb/pi) pour serrer complètement.
- Il est conseillé de vérifier régulièrement le serrage des boulons de fixation, par exemple lors du nettoyage ou une fois par mois.
- R&G décline toute responsabilité si la procédure et les couples de serrage ci-dessus ne sont pas respectés.

ISSUE 2 - 18/08/2026 (MH)

AVIS AUX CONSOMMATEURS

La description du catalogue et les échantillons présentés ne constituent que des indications générales sur les Produits. R&G se réserve le droit d'apporter des modifications de conception qui n'altèrent ni leurs performances ni leur aspect esthétique. La livraison des Produits dans cet état sera considérée comme conforme à la commande. L'Acheteur reconnaît qu'aucune déclaration ni garantie (autre que celle relative à la propriété) n'a été donnée ou ne s'appliquera aux Produits, hormis celles figurant dans la commande ou la confirmation de R&G. L'Acheteur confirme avoir choisi les Produits pour leur qualité marchande et leur adéquation à ses besoins spécifiques. Lorsque R&G installe les Produits ou effectue d'autres prestations, elle s'engage à faire preuve de compétence et de diligence raisonnables et à rectifier tout défaut gratuitement, sauf si la qualité de l'installation a été altérée. Il incombe à l'Acheteur de s'assurer que la garantie de la moto n'est pas affectée par l'installation des Produits. En cas de retour d'un Produit défectueux, R&G pourra, à son choix, le remplacer ou rembourser le prix d'achat. Toutefois, R&G décline toute responsabilité si les Produits ont été modifiés, utilisés ou entretenus autrement que conformément aux instructions de R&G ou du fabricant et aux bonnes pratiques d'ingénierie, ou si le défaut résulte d'un accident ou d'une négligence. Hormis les cas mentionnés ci-dessus et sous réserve que R&G n'exclue pas sa responsabilité en cas de décès ou de dommages corporels, sa responsabilité ne saurait être engagée pour les dommages indirects ou consécutifs. Dans tous les autres cas, sa responsabilité est limitée aux montants payés par l'acheteur pour les produits, leur installation ou la prestation concernée. Ces conditions n'affectent pas les droits légaux de l'acheteur.

POLITIQUE DE RETOUR DE R&G RACING (ARTICLES NON DÉFECTUEUX)

Tout retour doit être préalablement autorisé (à défaut, le retour sera refusé). Les articles ne peuvent être retournés directement à R&G Racing que s'ils ont été achetés directement auprès de nous (le client doit le prouver si nécessaire). Dans le cas contraire, ils doivent être retournés au vendeur d'origine. Les articles doivent être en état d'être revendus, selon l'appréciation de R&G Racing. Tous les retours sont soumis à des frais de restockage et de traitement de 25 % (25 % de la valeur brute hors frais de port et d'emballage, au prix en vigueur au moment de l'achat). Les frais de transport sont à la charge du client. Aucun retour de produit discontinué n'est accepté, sauf dans les 14 jours suivant l'achat. Cette politique n'affecte pas vos droits statutaires et ne concerne pas les produits défectueux.

Racing Technique Ltd t/A R&G
Unit 1, Shelleys Lane, East Worldham, Alton, Hampshire, GU 34 3AQ
Tel: +44 (0)1420 89007 www.rg-racing.com Email: infor@rg-racing.com

ECC0438

Racing Technique Ltd t/A R&G
Unit 1, Shelleys Lane, East Worldham, Alton, Hampshire, GU 34 3AQ
Tel: +44 (0)1420 89007 www.rg-racing.com Email: infor@rg-racing.com

ECC0464

FITTING INSTRUCTIONS FOR ECC0437 LHS ENGINE CASE COVER



THIS KIT CONTAINS THE ITEMS PICTURED AND LABELLED OVER PAGE.

SOME PARTS MAY BE SHOWN FOR CLARITY OF INSTRUCTIONS ONLY.

DO NOT PROCEED UNTIL YOU ARE SURE ALL PARTS ARE PRESENT.

PLEASE READ ALL INSTRUCTIONS BEFORE PROCEEDING.

IF IN ANY DOUBT WHEN FITTING OUR PRODUCTS, CONSULT ONE OF OUR DEALERS OR HAVE FITTED BY A QUALIFIED TECHNICIAN.

PLEASE NOTE THAT THE WAY THE KIT IS PACKED DOES NOT NECESSARILY REPRESENT THE WAY OF MOUNTING TO THE BIKE.

IN THE EVENT OF RUBBER WASHERS BEING USED TO HOLD COMPONENTS ONTO BOLTS, THESE RUBBER WASHERS CAN BE THROWN AWAY.

Racing Technique Ltd t/A R&G
Unit 1, Shelleys Lane, East Worldham, Alton, Hampshire, GU 34 3AQ
Tel: +44 (0)1420 89007 www.rg-racing.com Email: infor@rg-racing.com

ECC0464

TOOLS REQUIRED	**GENERAL TORQUE SETTINGS**
• Set of Metric Allen keys • Suitable Torque Wrench	M4 BOLT = 8Nm M5 BOLT = 12Nm M6 BOLT = 15Nm M8 BOLT = 20Nm M10 BOLT = 40Nm M12 BOLT = 40Nm

LEGEND

ITEM NO.	DESCRIPTION	QTY
ITEM 1	R&G ENGINE CASE COVER (PC0464R) WITH SPACERS FITTED	1
ITEM 2	M6 x 40mm CAP HEAD BOLTS	4

FITTING PICTURES



Picture 1

Racing Technique Ltd t/A R&G
Unit 1, Shelleys Lane, East Worldham, Alton, Hampshire, GU 34 3AQ
Tel: +44 (0)1420 89007 www.rg-racing.com Email: infor@rg-racing.com

ECC0464

FITTING INSTRUCTIONS

- Please make sure the engine is cold before proceeding with the fitting of the R&G cover.
- To fit the R&G engine case cover remove the 4x M6 engine case bolts in the positions circled in **Picture 1**. Hold the cover loosely over the case to help identify the correct ones. DO NOT REMOVE ALL OF THE CASE BOLTS.
- Remove the oil filler cap arrowed in **Picture 1**.
- Offer up the R&G cover to the engine and carefully fit it over the casing. Ensure that the 4x R&G bolts are lined up with the holes in the engine casing, then push on as far as it will go.
- Fit the bolts through the Engine Case Cover and into the engine case.
- With a 5mm Allen key tighten the bolts equally so that they pull the cover into place. DO NOT FULLY TIGHTEN.
- Finally use a torque wrench set at 10 N/m (7 Lb/ft) to fully tighten. Replace the oil filler cap.
- It is suggested that you check the tightness of the mounting bolts on a regular basis i.e., when cleaning or once a month.
- R&G will accept no liability if the above procedure and torque settings are not followed.

ISSUE 1 - 25/08/2026 (MH)

CONSUMER NOTICE

The catalogue description and any exhibition of samples are only broad indications of the Products and R&G may make design changes which do not diminish their performance or visual appeal and supplying them in such state shall conform to the order. The Buyer acknowledges no representation or warranty (other than as to title) has been given or will apply to the Products other than those in R&G's order or confirmation and the Buyer confirms it has chosen the Products as being of merchantable quality and suitable for its particular purposes. Where R&G fits the Products or undertakes other services it shall exercise reasonable skill and care and rectify any fault free of charge unless the workmanship has been disturbed. The Buyer is responsible for ensuring that the warranty on the motorcycle is not affected by the fitting of the Products. On return of any defective Products R&G shall at its option either supply a replacement or refund the purchase money but shall not be liable if the Products have been modified or used or maintained otherwise than in accordance with R&G's or manufacturer's instructions and good engineering practice or if the defect arises from accident or neglect. Other than identified above and subject to R&G not limiting its liability for causing death and personal injury, it shall not be liable for indirect or consequential loss and otherwise its liability shall be limited to the amounts paid by the Buyer for the Products or the fitting or service concerned. These terms do not affect the Buyer's statutory rights.

R&G RETURNS POLICY (NON-FAULTY GOODS)

Returns must be pre-authorised (if not pre-authorised the return will be rejected). Goods may only be returned direct to us if they were purchased direct from us (customer must prove if necessary). Otherwise to be returned to original vendor. Goods must be in re-sellable condition, in the opinion of R&G. All returns are subject to a 25% restocking and handling fee (25% of the gross value exc. P&P – at the prevailing price at time of purchase). The customer must pay any and all carriage charges. No returns of discontinued products, unless within 14 days of purchase. This policy does not affect your statutory rights and does not refer to faulty goods.

Racing Technique Ltd t/A R&G
Unit 1, Shelleys Lane, East Worldham, Alton, Hampshire, GU 34 3AQ
Tel: +44 (0)1420 89007 www.rg-racing.com Email: infor@rg-racing.com

ECC0464

NOTICE DE MONTAGE POUR ECC0464 PROTECTION CARTER MOTEUR GAUCHE



CE KIT CONTIENT LES ARTICLES ILLUSTRES ET ETIQUETES SUR LA PAGE.
CERTAINES PARTIES PEUVENT ETRE PRESENTES UNIQUEMENT POUR LA CLARTE DES INSTRUCTIONS.

NE PAS PROCEDER AU MONTAGE TANT QUE VOUS N'ETES PAS SUR QUE TOUTES LES PIECES SOIENT PRESENTES.

VEUILLEZ LIRE TOUTES LES INSTRUCTIONS AVANT DE CONTINUER.

EN CAS DE DOUTE LORS DU MONTAGE DE NOS PRODUITS, CONSULTEZ UN DE NOS REVENDEURS OU FAITES APPEL A UN TECHNICIEN QUALIFIÉ.

VEUILLEZ NOTER QUE LA FAÇON DONT LE KIT EST EMBALLE NE REPRESENTE PAS NECESSAIREMENT LA MANIERE DE LE MONTER SUR LA MOTO.

SI DES RONDELLES EN CAOUTCHOUC SONT UTILISEES POUR MAINTENIR LES COMPOSANTS SUR LES BOULONS, ELLES PEUVENT ETRE JETEES

Racing Technique Ltd t/A R&G
Unit 1, Shelleys Lane, East Worldham, Alton, Hampshire, GU 34 3AQ
Tel: +44 (0)1420 89007 www.rg-racing.com Email: infor@rg-racing.com

ECC0464

OUTILS REQUIS	VALEURS DE SERRAGE
• Clés Allen • Clé dynamométrique	M4 BOULON = 8Nm M5 BOULON = 12Nm M6 BOULON = 15Nm M8 BOULON = 20Nm M10 BOULON = 40Nm M12 BOULON = 40Nm

LÉGENDE

ARTICLE NO.	DESCRIPTION	QTÉ
ARTICLE 1	PROTECTION R&G AVEC ENTRETOISES MONTÉES (PC0464R)	1
ARTICLE 2	M6 x 40mm BOULONS	4

PHOTOS DE MONTAGE



Photo 1

Racing Technique Ltd t/A R&G
Unit 1, Shelleys Lane, East Worldham, Alton, Hampshire, GU 34 3AQ
Tel: +44 (0)1420 89007 www.rg-racing.com Email: infor@rg-racing.com

ECC0464

NOTICE DE MONTAGE

- Assurez-vous que le moteur soit froid avant de procéder à l'installation du cache R&G.
- Pour installer le cache de carter moteur R&G, retirez les 4 vis M6 situées aux emplacements encadrés en orange sur la photo 1. Placez le cache à titre indicatif sur le carter pour identifier les bonnes vis. NE RETIREZ PAS TOUTES LES VIS DU CARTER.
- Retirez le bouchon de remplissage d'huile indiqué par la flèche sur l'image 1.
- Positionnez le cache R&G sur le carter et insérez-le délicatement. Assurez-vous que les quatre vis R&G soient alignées avec les trous du carter, puis poussez le cache jusqu'à sa position finale
- Insérez les vis à travers le cache et dans le carter moteur.
- À l'aide d'une clé Allen de 5 mm, serrez les vis uniformément pour fixer le cache. NE SERREZ PAS ENCORE COMPLETEMENT.
- Enfin, utilisez une clé dynamométrique réglée à 10 N/m (7 lb/pi) pour serrer définitivement les vis.
- Il est conseillé de vérifier régulièrement le serrage des vis de fixation (par exemple, lors du nettoyage ou une fois par mois).
- R&G décline toute responsabilité en cas de non-respect de la procédure et des valeurs de couple recommandées.

ISSUE 1 - 25/08/2026 (MH)

CONSUMER NOTICE

The catalogue description and any exhibition of samples are only broad indications of the Products and R&G may make design changes which do not diminish their performance or visual appeal and supplying them in such state shall conform to the order. The Buyer acknowledges no representation or warranty (other than as to title) has been given or will apply to the Products other than those in R&G's order or confirmation and the Buyer confirms it has chosen the Products as being of merchantable quality and suitable for its particular purposes. Where R&G fits the Products or undertakes other services it shall exercise reasonable skill and care and rectify any fault free of charge unless the workmanship has been disturbed. The Buyer is responsible for ensuring that the warranty on the motorcycle is not affected by the fitting of the Products. On return of any defective Products R&G shall at its option either supply a replacement or refund the purchase money but shall not be liable if the Products have been modified or used or maintained otherwise than in accordance with R&G's or manufacturer's instructions and good engineering practice or if the defect arises from accident or neglect. Other than identified above and subject to R&G not limiting its liability for causing death and personal injury, it shall not be liable for indirect or consequential loss and otherwise its liability shall be limited to the amounts paid by the Buyer for the Products or the fitting or service concerned. These terms do not affect the Buyer's statutory rights.

R&G RETURNS POLICY (NON-FAULTY GOODS)

Returns must be pre-authorised (if not pre-authorised the return will be rejected). Goods may only be returned direct to us if they were purchased direct from us (customer must prove if necessary). Otherwise to be returned to original vendor. Goods must be in re-sellable condition, in the opinion of R&G. All returns are subject to a 25% restocking and handling fee (25% of the gross value exc. P&P – at the prevailing price at time of purchase). The customer must pay any and all carriage charges. No returns of discontinued products, unless within 14 days of purchase. This policy does not affect your statutory rights and does not refer to faulty goods.

Racing Technique Ltd t/A R&G
Unit 1, Shelleys Lane, East Worldham, Alton, Hampshire, GU 34 3AQ
Tel: +44 (0)1420 89007 www.rg-racing.com Email: infor@rg-racing.com